



EVK9 NEWS YOU CAN USE

"THE WORLD WOULD BE A NICER PLACE IF EVERYONE HAD THE ABILITY TO LOVE AS UNCONDITIONALLY AS A DOG."
~ M.K. CLINTON ~

May 2022

DOG PARKS: ARE THEY RIGHT FOR YOUR K9?



In theory, off-leash dog parks mean socialization, fun and exercise for man's best friend! But in reality, the reality may be much different for you and your dog. Potential bites, aggressive and unsocial behaviors (from other dogs AND their humans) and even potential health dangers may be waiting at your local dog park.

Before You Go to a Dog Park

Make sure your dog **reliably** obeys basic commands before releasing him into the highly distracting environment like a dog park.

ALSO, exercise your dog BEFORE going to the dog park. Dogs with pent-up energy may become overwhelmed at a busy dog park and become reactive, even aggressive. **Do not use the dog park to primarily exercise your dog each day!**

Before You Enter the Dog Park

For the best experience for you and your dog, before entering the dog park, spend a few minutes watching the area you plan to release your dog (small vs large dog play areas). Are the dogs playing together well? Are the owners actively watching and supervising their dogs? Are there dogs running in packs?

Watch what's going on and trust your gut about whether you should allow your dog into the dog park. If you feel any misgivings, do not enter the park. Your dog is relying upon you to keep him safe!

Dogs Who Should NEVER Be In Dog Parks

- ~ Young puppies not fully vaccinated.
- ~ Female dogs who are in heat or are about to be.
- ~ Injured or sick dogs.
- ~ Unsocialized dogs.
- ~ Anxious, shy or fearful dogs.
- ~ Aggressive or reactive dogs.
- ~ Dogs with **any** "resource guarding" behaviors, regardless if that "resource" is you, a toy, water bowl, treats or even a stick.

The Final Word

Remember, off-leash dog parks are meant to be **safe** and **enjoyable** for all dogs. If your dog has unsocial or negative behaviors, **do not put other dogs and people at risk** by taking them to the dog park.

[Learn more about Dog Parks at AKC.org.](https://www.akc.org/dog-parks)

SHOULD YOU MULCH AROUND DOGS?



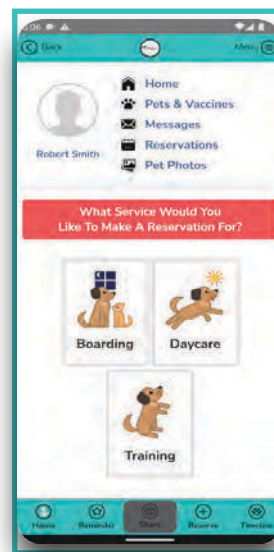
Spring's warmer temperatures mean yard work and oftentimes, mulching. Mulch is used to cover and protect the soil against severe winds, sunlight, rain, erosion and cold temperatures.

But if you have a dog, you need to put more thought into selecting the kind of mulch to use in your yard to prevent mulch poisoning, choking or allergic reactions in your dog!

Avoid using these types of mulch around your dog:

- ~ **Cocoa Bean** Mulch (a byproduct of chocolate)
 - ~ **Dyed** mulches
 - ~ **Allergy-inducing** mulches including: Bark & Cedar Chips, Sawdust, Hay and Straw, Dried Leaves or Grass.
- Learn more at [Mulch Allergies in Dogs.](#)**

Finally, if your dog loves to randomly chew, reconsider using wood mulches (like cedar, pine, cypress, hemlock, etc.) where they can access it. When wood mulch is chewed by your dog, dangerous splinters and/or blockages can require an immediate and expensive visit to your veterinarian!



Join our New Mobile App to Stay Connected to East Valley K9 Services!

Click Anywhere in this Area to Claim/Create Your Profile Today!

(Or use: [TinyURL.com/EastValleyK9](https://tinyurl.com/EastValleyK9))

Disclaimer: This information does not constitute professional veterinary advice. **Always** work with your regular licensed vet when it comes to **your** dog and their specific medical history, overall condition, age and breed.



Visit EastValleyK9.com, call 480-382-0144 or email: Admin@EastValleyK9.com.


FOLLOW us on: [EastValleyK9Services](https://www.facebook.com/EastValleyK9Services).

TO COMPOST OR NOT TO COMPOST?

KEEP YOUR DOG, PETS, WILDLIFE & CHILDREN SAFE.

While hailed as environmentally-friendly, composting also creates potential health risks!

KEEP OUT OF YOUR COMPOST



NUTS



GRAINS/BREADS



DAIRY & MEATS



LEGUMES

W These products should be kept out of any compost that is **accessible** to dogs, pets, wildlife and children **because they become moldy**.

Moldy foods contain potentially deadly poisons

(aka tremorgenic mycotoxins) that can cause K9 neurological symptoms such as **tremors** and **seizures** along with:

- ~ Vomiting ~ Hyperactivity ~ Depression ~ Coma
- ~ Changes in Behavior ~ Increase in Heart Rate
- ~ Fluid Build-up in the Lungs

Source: [The DogingtonPost.com](http://TheDogingtonPost.com)

COOL STUFF FOR THE DOG LOVER

PAWFECT BAGS: MAN'S OTHER BEST FRIEND FOR WALKS!

Our four-legged friends love their walks! But it can be a hassle getting ready while your dog dances by the door and you're trying to stuff everything into your pockets!

Or maybe you're out on your walk and your furry friend decides to leave a few extra "deposits" along the way and now your hand is full carrying warm poop!

Or worse yet, a bag bursts and your wonderful dog walk is now smelly and stressful!

No worries, Pawfect Bags to the rescue!

The Pawfect Bag was created by British veteran, Nick Avery, to address the **increasing problem** of people leaving their dog's poo behind, creating health risks to other animals and people, our water supplies and even Mother Nature. The Pawfect Bag provides a convenient and environmentally-friendly solution for collecting and disposing all poop properly with this lightweight and easy-to-use waterproof bag!

The Pawfect Bag can carry **everything** you need for a walk with your dog, including your keys, an extra leash, poop bags, treats and water, a collapsible K9 water dish, your phone and more! There's also a second, separate pocket to collect and keep your dog's poop away from your personal items. When you get home, just turn the bag upside and dump out the poop (without touching it) and keep our parks and neighborhoods clean and safe! **Each purchase also donates to a charity of your choice.**

For all US sales, email Bobbie@ColdNosesNews.com.

Disclaimer: This information does not constitute professional veterinary advice. **Always** work with your regular licensed vet when it comes to **your dog** and their specific medical history, overall condition, age and breed.

Visit EastValleyK9.com, call 480-382-0144 or email: Admin@EastValleyK9.com.




TREATING A DOG'S OPEN WOUND

Press a clean, thick gauze pad over the wound and apply pressure with your hand until blood starts clotting. Keep pressure on the wound for at least 3 minutes and then check to see if the blood has begun to clot. If not, continue to apply pressure and recheck in a few minutes.

Once clotting has occurred, apply a fresh gauze pad and securely wrap it in place with a gauze or an elastic bandage. Make sure it's secure, **but not too tight**.

Call your veterinarian for further instructions.

Note: Injured pets may bite, so use a muzzle for your protection.



SALMON + SWEET POTATO TREATS!

This easy treat will be Fido's favorite in no time!

Both salmon and sweet potatoes offer a variety of healthy goodness and are also impossible for any dog to resist! The soft texture also makes it easy to break into small training bites.

- ~ One 5 oz. can of salmon
- ~ 1 medium sweet potato, baked in the skin
- ~ 2 large eggs
- ~ 1/3 cup coconut flour
- ~ Coconut oil to grease the pan

Preheat the oven to 350° F and grease a 9x9 cake pan with coconut oil.

In a medium bowl, beat eggs until fluffy. Fold in the coconut flour and salmon. Allow the mixture to rest for 10 minutes.

Remove the sweet potato from the skin and mash it until smooth. Fold the mashed sweet potato into the mixture and press into the greased pan.

Bake for 60-70 minutes until the mixture is firm, edges are golden and a toothpick comes out clean. Allow to cool and slice into squares.

Store in the fridge for up to 5 days or in the freezer for up to 3 months.

Courtesy: KolchakPuggle.com



FOLLOW us on: [f EastValleyK9Services](https://www.facebook.com/EastValleyK9Services).