



# EVK9 NEWS YOU CAN USE

"PUPPIES ARE NATURE'S REMEDY FOR FEELING UNLOVED."  
(RICHARD ALLAN)

September 2020

## PET INSURANCE: 10 IMPORTANT TIPS



No pet owner likes to think of the worst happening to their beloved pet. But life happens and being prepared is the best line of defense **especially** when it comes to pet health insurance.

Since 1982, when the first pet insurance policy was sold to cover TV's Lassie, pet insurance has covered veterinary treatment for our pets. Pet insurance has also gone mainstream with thousands of employers offering pet insurance as a company benefit!

But should **you** buy an insurance policy for your family pet? Like most insurance today, its **true value** emerges when a sudden emergency happens. Pet insurance can help you avoid economic euthanasia (having to put your beloved pet to sleep due to lack of finances).

**THINK YOUR PET IS IN PAIN?  
LEARN THE COMMON SIGNS ON THE BACK.**


**CAUTION:** Not all pet insurance coverage is the same (much like human health insurance), so keep reading for **the 10 tips you need** before you invest in an insurance policy for your pet(s)!

### KNOW THESE TIPS FIRST!

1. Talk to your vet for recommendations to trustworthy pet insurance companies.
2. Do your own research whether you receive recommendations or not.
3. Felines are cheaper to insure than canines.
4. Costs increase for breeds prone to health conditions.
5. Large-to-giant dogs cost more than small ones.

### BEFORE BUYING A POLICY

1. Clearly understand the deductibles, co-payments and whether the policy is for the life of the pet or just until a certain age.
2. Is any preventative/wellness care covered under the policy?
3. Does the policy have a cap on what they pay?
4. Are emergencies, accidents or chronic illnesses covered?
5. Check out customer reviews before you commit. You can also learn the independent rankings by Consumers Advocate for pet insurers.



(Sources: New York Times and Canine Journal)

## ARE MICROGREENS PET-FRIENDLY?



Adding nutritious items to our pets' diets can help tremendously, especially with kibble diets lacking critical "live" enzymes and natural vitamins, minerals and other nutrients. Microgreens are an **easy** and **healthy** boost for the immune system & well-being of your dog or cat.

Despite popular belief, microgreens are **not sprouts**. With sprouts, the seed is consumed versus microgreens where only the top leafy growth is eaten.

Microgreens can contain up to **40x** the levels of nutrients! Feeding **adult pets** fresh microgreens can benefit their digestion while also providing many of the vital nutrients not found in meat.

While sunflower and wheatgrass are typically the most popular, experiment with different microgreens. Some pets will eat them straight out of the ground, but others may prefer to have them mixed into their food.


**Learn what microgreens are suitable for adult dogs and cats at [Microveggy.com](http://Microveggy.com)!**

## A Spotlight Success Story: Trixie

Trixie is one of our 5 rescue Pugs. They all lived together peacefully until recently when Trixie started attacking one of my other Pugs.

I was afraid that I would have to rehome her but I contacted Steve Mark of East Valley K9 Services and he worked with us to create peace and harmony in our home again.

I no longer have to rehome Trixie and am very grateful to Steve for his help and expertise.



[Click Here to Read More About Trixie](#)

**Want your own success story with your dog?**  
Call 480-382-0144 or email [EVK9services@gmail.com](mailto:EVK9services@gmail.com) today!



Learn more about our services at [EastValleyK9.com](http://EastValleyK9.com)  
Contact us at 480-382-0144 or via email at [EVK9services@gmail.com](mailto:EVK9services@gmail.com).  
FOLLOW us on: [f](#) [EastValleyK9Services](#)



If you notice any of these signs, please contact your veterinarian.



**SEPTEMBER IS ANIMAL PAIN AWARENESS MONTH**

Source: International Veterinary Academy of Pain Management: IVAPM.org.

## COOL STUFF FOR THE DOG LOVER

### MAINE-LY CHEWS FOR CANINE PEARLY WHITES!

Sadly, by the tender age of just two years, 80% of dogs will be challenged with some form of dental issues including plaque, inflamed gums, gingivitis, periodontal disease and worse!

While there are many dental products on the market claiming to be all-natural and safe for your dog's dental health, many contain harmful ingredients - like **alcohol** - and artificial preservatives!


Thankfully, there's a safer, all-natural product from the woods of Maine, the **Maine-ly Moose Chews**. Mother Nature's **natural** way for dogs and wildlife to clean their teeth!

Every year, male moose shed their antlers after the mating season and that's when you'll find Stuart and Liz Feeny collecting antlers to cut into dog chews.

**Why moose antler chews?** They are safe, completely natural - as nature intended - and a better alternative than treated rawhide chews. These moose antler chews are also tougher than deer or elk antlers and not prone to splintering for your dog's ultimate chewing safety and comfort. Learn more about antler chews here.

**Always supervise your dog while they are chewing!**

**SHOP FOR YOUR DOG'S MOOSE CHEWS AT MAINLYCHEWS.COM TODAY!**



Learn more about our services at [EastValleyK9.com](http://EastValleyK9.com)  
Contact us at 480-382-0144 or via email at [EVK9services@gmail.com](mailto:EVK9services@gmail.com).  
FOLLOW us on: [EastValleyK9Services](https://www.facebook.com/EastValleyK9Services)



## SEPTEMBER: ANIMAL PAIN AWARENESS MONTH

Did you know that September is Pain Awareness Month for **both** animals and humans?

Whether pain is acute (from an injury or medical condition) or long-term chronic pain, proper pain management is crucial to maintaining overall health and well-being.


Pain management for animals includes:

- ~ Medications
- ~ Physical Rehabilitation
- ~ Acupuncture
- ~ Laser Therapy
- ~ Therapeutic Massage

Learn more about managing your pet's pain on the International Veterinary Academy of Pain Management's (IVAPM) website

**OR**

Find a local Animal Pain Practitioner.



## CHEWY PARSLEY LIVER CUBES

Whether your dog (or cat) is fed raw or not, organ meats should be an essential staple of their diet. Below is an easy but irresistible treat recipe both canines and felines will beg to enjoy!

### Chewy Parsley Liver Cubes

- ~ 1 lb beef liver, thinly sliced
- ~ 2 Tbsp dried parsley

Preheat oven at 325 degrees F.

Dry the liver slices by blotting with a paper towel and then dusting with parsley and placing on a greased cookie sheet or pan.

Bake for 30 minutes. Flip the slices and bake for another 20 minutes. Transfer to a cooling rack and once cool, cut into bite-sized pieces.

Store in the refrigerator for no more than one week or in the freezer for up to 3 months.

(Recipe Source: Dr. Karen Becker)